



Data gaps on gender equality

Synthesis of the Wikigender online discussion



With the deadline for the Millennium Development Goals (MDGs) approaching and given the growing advocacy momentum for a stand-alone gender equality goal in the post-2015 agenda, data have never been more important for defining and measuring policy priorities. For this reason, it is important to take stock of the progress made since the establishment of the MDGs in 2000 on improving the quality, coverage and approaches to data. This can assist in the elaboration of priorities for the advancement of statistical infrastructure for gender equality. Initiatives spearheaded at the international level, regional organisations and National Statistical Offices point to the importance of co-ordinated action and knowledge sharing for advancing the gender equality agenda at the international, sub-national and national levels.

In this context, [Wikigender](#) organised an online discussion on “Data Gaps on Gender Equality” from 27 January until 14 February 2014 in partnership with the [UN Foundation](#), [Health Behaviour in School-Aged Children](#) (HBSC), the [EU-LAC Foundation](#), the [European Institute for Gender Equality](#) (EIGE), [ECLAC](#) and [PARIS21](#). This synthesis report is also a contribution to the 58th session of the UN Commission on the Status of Women’s (CSW) review of the MDGs.

The objective of the discussion was to focus on where are the data gaps on gender equality, map pioneering initiatives that generate new data, share knowledge on new methodological approaches to address complex areas (e.g. unpaid care, time use, social norms) and exchange on the progress made on gender statistics since 2000 as well as on national capacities

to collect data. The discussion focused on data gaps in three areas: week 1 focused on women’s socio-economic empowerment; week 2 on violence against women; and week 3 on women’s civic and political participation. The main question asked each week was “where have we made progress since 2000 in terms of data and where can we improve?”, with specific sub-questions for each week.¹ A total of 88 comments were received over the three weeks. The main messages emerging from this discussion were:

Women’s socio-economic empowerment

- ◆ Better harmonisation of data is needed to ensure comparability of data across countries, regions and over time.
- ◆ Emerging priority areas such as unpaid work, informal employment and time use require investments in data collection.

Violence against women

- ◆ Research should include a range of data sources, including attitudinal, survey and administrative data.
- ◆ Impact of legislation, policies and programmes on violence against women should be measured and shared.
- ◆ New technologies are critical tools to map incidences of violence and collect data.

Women’s civic and political participation

- ◆ A push for more data on women’s civic and political participation is needed.
- ◆ Digital platforms and social media have potential to enhance women’s political participation.
- ◆ Women’s collective action should be a priority area for new research.

1. See the questions asked for each week and the full thread of comments by visiting the discussion page: <http://bit.ly/1dnPEk1>.

Week 1: Women's socio-economic empowerment

While data on the socio-economic empowerment of women have increasingly improved over the years, there are still many data gaps and quality, coverage, time and availability need to be improved. This first week gave the opportunity to exchange on where progress has been made, where the gaps remain and how we can address them. Participants discussed issues around data collection, comparability and methodology, as well as capacity building and new areas of research.

Data issues

Type of data

Participants shared information on promising new initiatives that aim to capture socio-economic empowerment through new sources of data. Data 2X announced that they were working on a set of concept notes on big data as a source of gender data. Yet, despite progress in data collection through initiatives such as Data 2X, EDGE or the 52 minimum set of indicators, one participant stressed that initiatives are often poorly co-ordinated, with distinct mandates and objectives. Participants agreed that the co-ordination of data collection between international, regional and national efforts and how we harmonise and streamline data priorities is essential, especially in light of the post-2015 process.

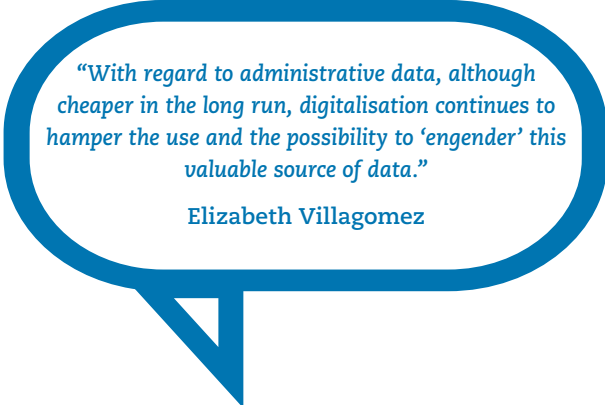
From the Latin American perspective, one participant argued that there are many surveys and administrative data in Latin America, but these are not sufficiently analysed by policy makers and researchers. It was also argued that there is a need to develop good indicators on available policies to promote women's socio-economic empowerment, such as work-life balance policies. While indicators on the type of policies are being developed for OECD countries, more work is needed to improve coverage in terms of countries, types of policies and time trends. Several participants also raised the need to use more attitudinal data to obtain a better picture of women's socio-economic status.

Comparability

All participants agreed on the need to have more comparable data on women's socio-economic empowerment across regions. Data on gender wage gaps, for example, are not easily comparable due to differences in definition, reporting periods, or coverage of workers. This was found to be the case across OECD countries as well as other geographic regions.

One other key issue identified was the lack of continuity between surveys: many surveys are one-offs, which makes comparisons more difficult, especially in areas such as income gaps or violence against women. As for time use surveys, the participant argued that

some level of comparability has been achieved notably through ECLAC, but reports deriving from these surveys are mostly descriptive and do not make links to policy: for example by mainstreaming gender dimensions in the area of care services but not in other areas such as transport, urbanism or local development.



“With regard to administrative data, although cheaper in the long run, digitalisation continues to hamper the use and the possibility to ‘engender’ this valuable source of data.”

Elizabeth Villagomez

Capacity building and data collection

Collecting high-quality, cross-country comparable data on gender requires strengthening the capacity of National Statistical Offices. Participants highlighted great disparities across regions in terms of data collection ability, for example between sub-Saharan Africa and Latin America. It was mentioned that too few resources are being invested in producing data worldwide and there is a strong call for investments to be increased in order to ensure informed policy making in development within the post-2015 framework.

One participant mentioned how improving internet connection in rural areas could facilitate the process of data collection and dissemination. The example was given of a project in Zimbabwe where the availability of timely, quality data is being improved by providing Internet connection infrastructure to 82 urban and rural sites. The participant went on to say that such local initiatives could further encourage health clinics to collect and disseminate data on fertility, HIV rates or female genital mutilation, etc.

Co-operation

Further support for international co-operation was seen as central to improving the range and quality of data collected. One participant gave a detailed overview of the situation in Latin America: while statistics continue to be a challenge for smaller countries such as in the Caribbean, there is considerable support by ECLAC and several UN Agencies, as well as donors, in strengthening technical skills. In addition, Mexico came out as a leading country in terms of co-operation on gender statistics in the region.

One participant shared some insights from a Central and Eastern European perspective, for the period since 1999: while there is improved quality, capacity for analysis and dissemination of gender statistics and

improved availability of sex-disaggregated and gender-sensitive data, important limitations remain. More support and collaboration, more effective institutional arrangements and more monitoring and reporting on international conventions and agreements and national action plans are needed. The key challenges that remain for the region are data gaps; the need to develop more adequate and informative indicators for gender issues and women's empowerment; and the need to enhance data use in policies.

Case-study: the Dominican Republic

One participant said that important progress was made in terms of gender statistics in her country but that there are still many gaps in the three areas covered in this discussion. She identified several reasons for these gaps:

1. **few female statisticians:** it is a very male-dominated field with little promotion opportunities for women. Where there are female statisticians, they often do not have the decision-making power to influence what type of data should be collected;
2. **few gender experts** with statistical knowledge who can interact with the *Instituto Nacional de Estadísticas* (INE) (National Statistical Office); and the *Ministerio de la Mujer* (Ministry of Women) does not have enough financial resources to conduct statistical production;
3. **few links between data production, research and policy making:** research and data do not inform public policies on gender equality, although some progress was made in recent years due to international co-operation.

Priority areas

Wage gap

Gender wage gap was identified by participants as a priority target to measure women's socio-economic empowerment. In this respect, the country and time coverage as well as methodology need to be improved; and this data should be extended to earnings coming from self-employment. However, another participant pointed out that those earning gaps present a different methodological challenge in non-OECD countries as they tend to show a very low gender pay gap. Participants cautioned using these data to explain economic empowerment in such contexts: in many developing countries, such data can only capture the small percentage of women who are able to access the formal economy, whereas most women are in more vulnerable types of employment in the informal economy. This is evidenced by studies indicating that in the formal economy wage gaps are less significant between women and men.

Women's entrepreneurship

Entrepreneurship was mentioned as a driver for women's socio-economic empowerment, but the definition of indicators to capture entrepreneurship continued to be a challenge. Entrepreneurship is commonly defined as "self-employment". However, as many participants have noted, self-employment should not be confused with empowerment since it can represent a precarious form of employment that reflects gender inequalities in accessing the labour market and women's need to undertake flexible arrangements due to care responsibilities. The question of definition was raised as an obstacle to data collection. One participant shared some insights from data collected at the OECD level on self-employment, which showed that the pay gap was higher in self-employment² than in wage employment.

Unpaid work

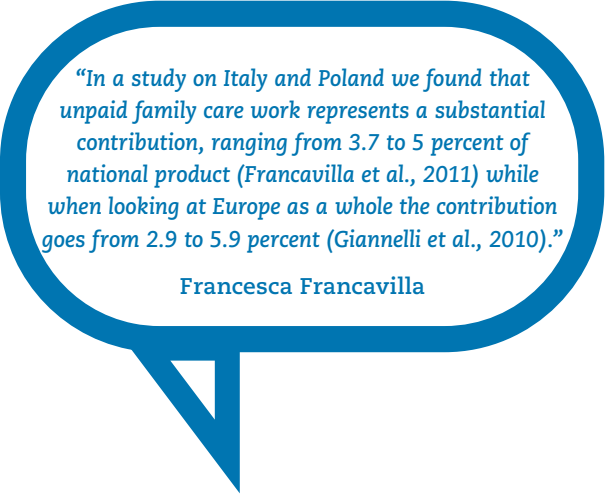
Participants vigorously called for more data on unpaid work, as increasing existing knowledge on the gender differences in time spent on paid work, household tasks, care and leisure are critical for social, family and labour policies. Time use data was isolated in particular as essential for measuring unpaid care work and there was also a strong call for regular collection of time use data, including surveys on children's time use. Several participants insisted that more data on time use could significantly help to measure and understand women's empowerment both at the household and community level. Time use was found to most effectively capture empowerment of women in terms of the extent to which they are able to actively engage in economic and social life.



2. Self-employment income is defined here as the income received, during the income reference period, by individuals as a result of their involvement in self-employment jobs (see OECD Gender Data Portal).

To put it in perspective, one example given was that time use data and, in particular, time devoted to domestic and care work could help explain why educated mothers are not at the top positions in firms, or why some educated women do not work after having children. Participants agreed on the importance of time use data to ensure that both women and men converge to a more equal share of time. There was also agreement that it could help policy makers design more family-friendly policies, which would positively impact on women's labour participation and help address issues such as the glass ceiling.

In addition, participants raised issues of coverage, harmonisation and regularity of data collection as key challenges. The caveat noted by participants was the cost of time use data collection, which may be a barrier for many countries. Participants exchanged methods of measuring unpaid work; time diaries were discussed in detail. A participant suggested looking into innovations in this area, for example by designing "light diaries" with pre-coded activity categories, or by using technologies that could reduce the costs of data collection and processing. Another participant highlighted the need for labour surveys to include unpaid work, as this is not currently the case, even though it represents a significant contribution to the national economy (see quote).



"In a study on Italy and Poland we found that unpaid family care work represents a substantial contribution, ranging from 3.7 to 5 percent of national product (Francavilla et al., 2011) while when looking at Europe as a whole the contribution goes from 2.9 to 5.9 percent (Giannelli et al., 2010)."

Francesca Francavilla

Data collection on unpaid work was also found to be absent from certain specific sectors. In the aquaculture and fisheries sector, one participant added that statistics for women's work ignore several forms of unpaid and small-scale activities, for example in the case where women are not allowed to register as fishers even though they are *de facto* active in this occupation.

Participants agreed that more investment is needed to account for women's and men's unpaid work, especially given that unpaid care contributes to the well-being of other members of the household. Another suggestion to facilitate data collection on time use was

to design interactive surveys and give feedback to members of the household on their own data, allowing them to see for themselves the division of paid or unpaid work within the family.

The potential of time use data for policy making on unpaid work was also shared. In Latin America, one participant gave examples of countries that have recognised the care economy in their constitutions. In the case of the Dominican Republic, one participant shared the latest report of the National Statistical Office on women's employment, in which the importance of unpaid work is recognised, as well as the need to measure it via time use surveys. Another participant shared several recommendations to address data gaps for rural women: the utilisation of time use data; the use of Social Accounting Matrix (SAM) analysis, which illustrates transactions among various sectors and actors in an economy; and modifying GDP calculations to include women's unpaid work in the economy.

Informal employment

Informal employment is a complex area of women's socio-economic empowerment; participants noted the difficulty in measuring empowerment in this sector given that it is not included in the National System of Accounts. As women make up the majority of informal workers, their contribution to GDP is invisible and pathways to development are not able to be measured. Participants cited examples from Africa, where women's roles in global value chains have proven to be significant but underestimated as they are often "invisible" in the chain. There were strong recommendations for countries to collect data on women in the informal economy as part of their regular data collection efforts, including on specific categories of workers such as domestic workers, home-based workers, street vendors and waste pickers. Another recommendation was to use "proxy data" to identify whether fiscal policy has a gender bias: for example, in a study of Small and Medium Enterprises (SME) in Viet Nam, it was found that gendered social norms in the registration of economic activities meant that many female-led SMEs were not registering and therefore could not benefit from certain tax relief provisions on inputs.

Older women

There was a consensus for data to be disaggregated by age in order to capture women's full life cycle in relation to socio-economic empowerment. Therefore, in a post-2015 framework, sex and age disaggregation across all targets was urged. One participant in particular emphasised the need to focus on the older age segment, as the focus is usually on the age group 15-49 (e.g. Demographic Health Survey [DHS]).

Moreover, when data for older women is collected, it is not always utilised. Data at the country level on women and men and HIV are not often included in global reports or utilised by governments and other actors, nor reflected in policies and programmes. This is despite the fact that women's intersecting inequalities are exacerbated in old age, for example with regard to access to property, access to sexual and reproductive health, marital status, unpaid caring roles, low literacy rates and violence. One recommendation in this priority area was for UN agencies and other international organisations to ensure disaggregation of their reporting data by age and sex and to call for surveys to include data on older women. It was also recommended that countries' governments strengthen their national datasets by including older women and men in their census and household and population surveys. Finally, another important suggestion was to ensure that findings are used to enable appropriate service delivery that meets the needs of older women and men.

"The post-2015 framework must also recognise and address the fact that gender inequality affects women at every stage of their lives, including in old age."

Bridget Sleep

Gender and disability

Participants noted that disability was often a neglected area in gender statistics despite the evidence of its impact on empowerment. Some studies were shared by HBSC on the intersection of gender and disability linked with health outcomes. In addition, HBSC also shared about their work on gender inequalities in health and well-being among adolescents in 44 countries across Europe and North America, carried out in collaboration with the World Health Organization (WHO) Regional Office for Europe. Such evidence has the potential to contribute to reducing gender inequalities in health and well-being during adulthood and across societies.

Rural women

Participants also recognised that data for women's access to land and women in agriculture are scarce. According to the FAO, in developing countries where data are available, while the agricultural labour force

is mainly made up of women, there are only 10-20% of women land owners. One participant highlighted that the definition for women's land rights differs between countries and regions, which makes it difficult in terms of comparability – and suggested more regular agricultural surveys with specific gender questions for both women and men in the household.

"In fisheries, additional blind spots exist. Often, gleaning, gathering, fishing with small gears in the inshore area and other forms of fishing are not officially classified as fishing for formal data collection purposes."

Meryl Williams

In the case of aquaculture and fisheries, data at present focus on the production segment only and should instead take into account the whole supply chain, where women are actually well represented. A more general comment stressed that fisheries and aquaculture policies are completely gender blind, despite the fact that the sector is highly gendered in its work structures and opportunities – and for fisheries, some forms of fishing are not classified as fishing for formal data collection purposes, which means that there is some informal and unpaid work done by women there too.

It was mentioned that there is still a big gap on how to monitor and evaluate economic and agency-based empowerment within technology initiatives where women are central players, for example in cooking and managing household energy (e.g. clean cook stoves and fuels). Another participant stressed that time use surveys could also help improve knowledge in this area (e.g. time spent to cook with clean cook stoves differs from traditional methods of cooking).

Fiscal policy

One participant stressed the need to have gender-disaggregated data to inform a fair and equitable fiscal policy. Data consumption is collected at the household level and does not help understand the tax incidence on poor women's income compared to poor men's income, and to women and men belonging to different income groups. One proposition given was to file tax payers' data by sex as this could improve policy choices, at least on personal income tax.

Week 2: Violence against women

Violence against women was the focus of the second week of discussions. Although absent from the MDGs, improved data in this area has made it possible to better capture prevalence as well as attitudes, and the impact of legislation and policies to eliminate it. There was an overall agreement that the global community has made great strides since 2000, thanks to initiatives spearheaded by the UN Statistics Division, the Inter-Agency and Expert Group on Gender Statistics and other international organisations. However, participants noted persisting issues of definition, type of data and data collection.

Definition

Violence against women is typically defined at the UN level as “any act of gender-based violence that results in, or is likely to result in, physical, sexual or mental harm or suffering to women, including threats of such acts, coercion or arbitrary deprivation of liberty, whether occurring in public or in private life”.³

However, participants pointed to the lack of harmonisation of definitions. One participant suggested that the definition of violence in certain indicators collected is culture-specific, in particular in relation to non-physical violence. For example, she argued that in some parts of francophone Africa, school-related gender-based violence (SRGBV) is sometimes defined solely as violence against girls, not boys, thereby excluding the gender dimension of violence and the fact that boys can also suffer violence. She added that SRGBV is sometimes measured by the indicator “unwanted pregnancies of school girls”. While this captures one of the negative outcomes of SRGBV, it does not measure how violence is manifested in other forms in schools, such as gender stereotypes in school curricula, or sexism and harassment on the way to school and within the classroom.

Type of data

Participants debated on the strengths and weaknesses of existing data sources to measure violence against women. These included: administrative data, Demographic Health Survey (DHS), new initiatives and surveys, as well as campaigns and initiatives.

Administrative data

One participant said that the WHO multi-country based surveys and other indicators based on administrative data already establish some minimum standards, but she recognised the time-related and financial realities of some low and middle-income countries in carrying out these surveys. She also made a call to use statistical techniques to determine personal, environmental and other characteristics that

can increase or decrease propensity to violence and improve prevention. Stand-alone dedicated surveys like the WHO multi-country study are more resource-intensive but provide more detailed information, including on prevalence and criminalisation.

Demographic Health Survey

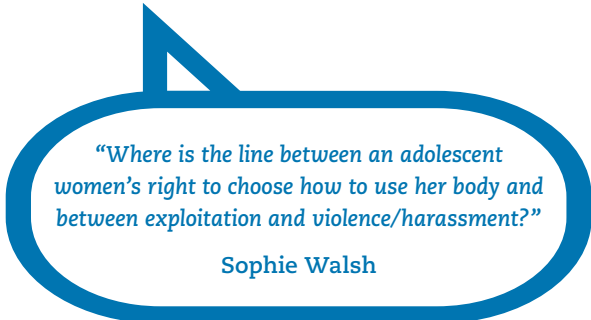
DHS data are available for 41 countries. A participant noted that while one downfall is that it tends to underestimate prevalence levels of violence against women, its integration into existing survey processes allows comparison over time. The question was raised on the added value of collecting data through both the DHS and standalone dedicated surveys. Concern was expressed that sample sizes and other methodological questions would raise issues of harmonisation. Another participant argued that there was support in Latin America for dedicated surveys, which have more comprehensive data sources and availability. She also argued for the necessity to have these two tracks of data collection (administrative and DHS data) as they complement each other: one helps to monitor the issue while the other helps to measure the impact of policies on prevention, provision of services and prosecution of perpetrators.

New initiatives and surveys

Participants were eagerly anticipating the launch of the European Union Agency for Fundamental Rights’ (FRA) survey on violence against women on 5 March 2014. This represents an additional effort to have comparable data at EU level, especially since the Gender Equality Index developed by the European Institute for Gender Equality includes a domain measuring violence which will be further developed by 2015. The FRA survey will be the first EU-wide prevalence study on violence against women.

Attitudinal data

Despite the fact that attitudinal data are captured in an increasing number of surveys, several participants raised the need to use more attitudinal data in order to understand the social norms that underpin violence. One participant pointed to the importance of focusing on adolescent girls and their perception of sexual violence and harassment, especially in a context of new media and technology.



“Where is the line between an adolescent women’s right to choose how to use her body and between exploitation and violence/harassment?”

Sophie Walsh

3. Definition provided by the World Health Organization: www.who.int/mediacentre/factsheets/fs239/en/.

More qualitative research is also needed on women's perception of violence across different cultures. This is an area covered by the FRA survey: the results of the report will address the link between sexual harassment and other forms of violence and include questions about women's experiences of violence in childhood by adult perpetrators.

Campaigns and initiatives

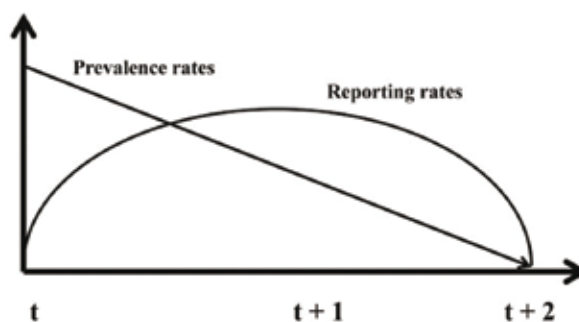
Examples of campaigns that help shift attitudes on violence were shared. In the example of the "El Valiente no es Violento" campaign in Latin America, although it was found that younger people are changing their attitudes towards established stereotypes, there are still strong media messages that perpetuate stereotypes that underpin violence against women, including in soap operas. In this context, a participant shared that UN Women organised a workshop with the writers and directors of these soap operas to see how these media messages could be shifted.

PARIS21 also shared some initiatives from Benin to measure violence. The Institut National de la Statistique et de l'Analyse Economique (NSAE) and UNFPA undertook a study and are gathering more data, through police declarations as well as through the Ministries of Justice and Family and Social Affairs. Benin's objective is to include questions on violence against women in household surveys in the future, accompanied by awareness-raising campaigns on women's right to freedom from violence.

Prevalence of violence

One methodological question discussed at length among participants concerned approaches to measuring the prevalence of violence against women. The problem in measuring prevalence is that an increase in female victims of violence may reflect improved reporting rates (and therefore effective awareness-raising campaigns or an effective justice system) rather than a rise in the actual violence. For this reason, participants cautioned using administrative data such as reports by the police and social workers, which may be misleading. In a quoted study published in the *American Journal of Epidemiology*, it was found that gender-based violence prevalence based on health systems data or police reports may underestimate its total prevalence, depending on the region and type of reporting.

Anonymous reporting was debated as a useful data source. Its limitations were discussed: notably that the information cannot be verified, the victim cannot be traced and therefore helped to access justice. Anonymous declarations do have the advantage of helping women and girls who fear reprisals. In the context of SRGBV in Africa, for example, the social cost for victims to report violence is very high, as sometimes this means girls are forced to change or drop out of school.



Prevention will drive prevalence down and for a while reporting up
PREVENTION IS INVESTMENT

Source: This image was shared by Elizabeth Villagomez.

"If you imagine a curve over time, an improvement in the access of women to services and quality of those services where they can report, (...) you will see the number of reports rise rapidly. On the other hand imagine a line above that at a given time representing the actual prevalence rate; at some point these two can be the same (...). Ideally we would like to have reporting and prevalence to be zero! The picture tries to convey the message that investing in prevention will indeed bring down, over time, the prevalence and in a more distant time, the reporting of violence."

Elizabeth Villagomez

Data on programmes

Data that can inform us better on the kind of programmes that have an impact on life outcomes for girls was another strong theme. However, participants agreed that longitudinal data on adolescent girls and data that provide detailed information on girls' lives and outcomes are lacking. DFID Zambia shared information about its Adolescent Girls Empowerment Programme (AGEP) as an example of a programme that contributes to filling this gap. AGEP aims to empower 10 000 vulnerable adolescent girls using a "safe spaces" approach: girls will not only learn money management skills but also how to increase their negotiating power in sexual relationships. In addition, these girls will be followed for two years after the intervention through a longitudinal study.

Similarly, DFID shared another example of a programme that can inform what works to prevent violence against women in Ghana: a national research project in collaboration with the Domestic Violence

Secretariat of the Ministry of Gender, Children and Social Protection on the prevalence, incidence, nature and key drivers of domestic violence in the country. DFID is also providing funding to a Research and Innovation Fund over the next five years to build the evidence base on which interventions work best to end violence against women and girls, and are open to collaboration in this area.

Data on legislation

Data on available laws and policies that contribute to ending violence against women and girls are also important so as to develop an evidence base. Participants shared a couple of initiatives, including the World Future Council's 2014 Future Policy Award which will showcase exemplary legislative and policy initiatives that successfully contribute to ending violence against women and girls, and the COMMIT initiative by UN Women, which maps governmental measures to counter violence against women.

New technologies

In the area of innovations and new technologies, one participant shared information about a new mobile phone application which can help victims of violence. 'HEAVI' app' (help for women against violence) is a mobile and web application which will geographically map incidences of violence against women and help the different organisations and stakeholders to track trends of prevalence. This project is currently being developed with the intention to be piloted in Senegal. It aims to contribute to improving data and ensuring a transparent management to respond to emergency cases of female victims of violence.

Week 3: Women's civic and political participation

Data gaps on women's civic and political participation was the theme of the third and final week. There remain considerable data gaps at both national and sub-national levels, despite the high interest in this issue by researchers and policy makers. However, the discussion found that cross-country data analysis of women's participation in sub-national levels was limited by the different political systems in place.

Latin America and data on women's political leadership

A strong focus of the week was on the situation of women in the political sphere in Latin America. Overall, participants agreed that while Latin America can be seen as politically egalitarian when looking at the National Executive, much progress is needed for

women's participation in regional or municipal bodies. One participant shared a study which found that while progress was being made at the local level in Latin America, parity is yet to be attained and quotas seem inefficient. Also, collecting data on who participates was seen as crucial, as it was mentioned that women of Indigenous and African descent face the biggest barriers to political participation.

In the case of Chile, one participant argued that there is some gender data in terms of women's representation in the electoral system (including who has been a candidate or elected in local, parliamentary or presidential elections), but no reliable statistics on attitudes to women's political participation and agency. There should therefore be more push to get attitudinal data on women's civic and political participation too. In terms of data gaps in this area, it was suggested to look at whether new forms of data such as big data and technology could bridge this gap and if so, what should be the role of national and international institutes in this process.



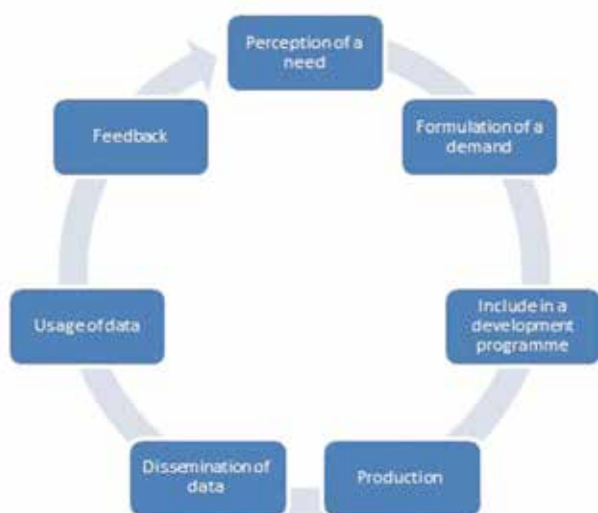
Attitudinal data

Several participants stressed the value of using attitudinal data to obtain a better understanding of the limitations to women's civic and political participation. However, they pointed to the gaps of coverage and frequency of existing surveys across countries, so a push for harmonisation is clearly needed. One participant argued that as the OECD is increasingly relying on subjective sources of information such as Gallup (or the Latinobarometer for Latin America), there will be more opportunities to technically exchange on how to build better indicators for identifying political preferences by gender. Another participant stressed that this push not only requires financial resources and political will, but also for statistical agencies and institutes to ensure that it is integrated in the final framework of the post-2015 process. Another interesting example shared is the Status of Women in the Middle East and North Africa Project (SWMENA), an initiative that seeks to better

understand how women see themselves as members of society and contribute to the economic and political life of their countries. Led by the International Foundation for Electoral Systems and the Institute for Women's Policy Research (IWPR), the project conducts country-specific and comparable surveys in Egypt, Lebanon, Morocco, Tunisia and Yemen; it was suggested to roll out such surveys to other countries in the region.

Data production sequence

PARIS21 argued that there might be some administrative open data which could be used to measure women's civic and political participation, stressing however that National Statistical Offices need to address multiple demands with often limited resources. One suggested solution could be to have themes covered on a rotational basis. For PARIS21, we are at the beginning of the ideal sequence to produce data on women's civic and political participation, as illustrated by the diagram below. Once the feedback part is done, the cycle starts back again with the integration of this newly acquired data into programmes:



Source: This diagram was designed by Estelle Loiseau, the author of the report, based on a comment by PARIS21 made during the discussion.

New technologies

One participant argued that more effort should be put into studying how women use digital platforms for political activities. By understanding who the users are and incorporating these data into user outreach strategies, it is easier to represent public opinion or to grasp the opportunity to critically engage on particular issues, for example by linking groups with organisations that work closely with women or underrepresented groups. Another participant shared a resource where interactive maps and visualisations of UNDP data can be explored for the Gender Empowerment Measure (GEM), the percentage of seats in parliament held by women, and the Gender-Related Development Index (GDI).

Collective action

Several participants suggested looking beyond women's individual participation. Several examples were shared of women's successful collective action in the Arab Spring, in the Tunisian Constitution and in cases of pushing for greater political accountability in the face of violence against women in India. Although UN Women mentioned it as an indicator for the post-2015 agenda, there are no current indicators on women's collective action and the question was raised as to how we can best measure this type of civic engagement by women. It would be interesting to better capture how women's civic participation contributes to the development of communities in general, and to women's rights in particular.

Conclusion

Throughout the discussion, participants identified several data gaps to improve the evidence base in terms of women's socio-economic empowerment, and discussed progress and challenges in the areas of violence against women and women's civic and political participation. Methodological questions such as the [harmonisation of data](#) to allow comparison across countries, regions and over time were present throughout the three weeks of the discussion, especially in [new areas of research](#) like [unpaid work](#), [time use](#) and [informal employment](#). Participants also suggested using [attitudinal data](#) more consistently. In particular, it was agreed that [more international co-operation](#) is needed to reinforce the capabilities of National Statistical Offices in low- and middle-income countries. At the country level, [linking gender experts with statisticians](#) was seen as an important step to shift priorities for data collection. Important data gaps were also revealed, for example in certain sectors, or in terms of including age-disaggregated data in the data collection and analysis process. Participants stressed the need to improve data collection and analysis of [programmes that have an impact on life outcomes](#) for girls, as well as [data regarding legislation or policy changes](#). This type of data was seen as essential to improve the lives of women and girls and move the gender equality agenda forward in a post-2015 context. Finally, some examples were shared of how [new technologies](#) and [big data](#) could contribute to filling some of these gaps.

In this report we attempted to highlight the main themes and solutions reflecting the views of participants, who included gender experts, statisticians, policy analysts, development practitioners, international organisations, NGOs and civil society. A list of all the resources shared by the participants can be found at the end of the report. For sources of information and to read all contributions, please see the online discussion page on Wikigender.

Resources shared by the participants

ARTICLES

- ◆ Global Study of Survivors of Gender-Based Violence Confirms our Worst Fears (Women Under Siege, 12 December 2013)
www.womenundersiegeproject.org/blog/entry/global-study-of-survivors-of-gender-based-violence-confirms-our-worst-fears (accessed 23/02/2014)
- ◆ Parliamentary Monitoring: How can it Become More Inclusive? (OpeningParliament.org, 23 September 2013)
<http://blog.openingparliament.org/post/62063259613/parliamentary-monitoring-how-can-it-become-more> (accessed 23/02/2014)
- ◆ Violences de Genre en Milieu Scolaire : un Guide pour les Recherches (Genre en Action, 16 October 2013)
www.genreenaction.net/spip.php?article9395 (accessed 23/02/2014)
- ◆ Why Don't Women Report Their Attackers? (Women in the World, 20 December 2013)
www.thedailybeast.com/witw/articles/2013/12/20/new-study-says-gender-based-violence-is-vastly-underreported.html (accessed 23/02/2014)
- ◆ Wikigender,
www.wikigender.org/index.php/OECD_Development_Centre_Issues_Paper_on_violence_against_women (accessed 24/02/2014)

CAMPAIGNS AND INITIATIVES

- ◆ COMMIT is a UN Women initiative to address and prevent violence against women and girls:
www.unwomen.org/en/what-we-do/ending-violence-against-women/take-action/commit (accessed 23/02/2014)
- ◆ FRA Event: Launch of the Report on Violence Against Women Across the EU:
<http://fra.europa.eu/en/event/2014/fra-present-findings-its-eu-wide-survey-violence-against-women#&panel1-8> (accessed 23/02/2014).

MEDIA AND SOCIAL MEDIA

- ◆ Diaz, Paula. "Una de cada diez jóvenes ha sufrido maltrato" In Publico (07/07/2010)
www.publico.es/espana/326611/una-de-cada-diez-jovenes-ha-sufrido-maltrato (accessed 24/02/2014)
- ◆ Gender Equality Index video
www.youtube.com/watch?v=TNicVn0St-w (accessed 23/02/2014)
- ◆ Global Fund Project in Zimbabwe : Technology for the Improvement of Data Collection, 22 May 2013, AIDSPAN
www.aidspace.org/gfo_article/global-fund-project-zimbabwe-uses-technology-improve-data-collection (accessed 24/02/2014)
- ◆ The Guardian, Poverty Matters Blog, Development Data: how accurate are the figures?
www.theguardian.com/global-development/poverty-matters/2014/jan/31/data-development-reliable-figures-numbers (accessed 24/02/2014)
- ◆ ProgBlog, Women's socio-economic empowerment: where are the data gaps? (week 1 summary)
<http://theblogprogress.blogspot.fr/2014/02/womens-socio-economic-empowerment-where.html> (accessed 23/02/2014)
- ◆ ProgBlog, Violence against women: where are the data gaps? (week 2 summary)
<http://theblogprogress.blogspot.fr/2014/02/violence-against-women-where-are-data.html> (accessed 23/02/2014)
- ◆ ProgBlog, Women's civic and political participation: where are the data gaps? (week 3 summary)
<http://theblogprogress.blogspot.fr/2014/02/womens-civic-and-political.html> (accessed 24/02/2014)
- ◆ Quílez, Silvia. "Los adolescentes "no detectan las actitudes" de la violencia de género" In Rtvé (01/06/2013)
www.rtve.es/noticias/20130601/adolescentes-detectan-actitudes-violencia-genero/676480.shtml (accessed 24/02/2014)

E-DISCUSSIONS

- ◆ E-discussion summary “Empower Women, Unpaid care work and rural women” - 15-25 October 2013
www.empowerwomen.org/circles/unpaid-care-work-and-rural-women (accessed 24/02/2014)
- ◆ Wikigender
http://wikigender.org/index.php/Online_Discussion:_Transforming_social_norms_to_prevent_violence_against_women_and_girls (accessed 24/02/2014)

FOR THE FULL LIST OF RESOURCES, INCLUDING TOOLS, PAPERS AND REPORTS, PLEASE GO TO:

www.wikigender.org/index.php/Data_Gaps_on_Gender_Equality_e-discussion:_list_of_resources

From 27 January-14 February 2014, [Wikigender](http://wikigender.org) had 23 978 unique visitors and 38 205 unique pages views, of which 2 952 related to the online discussion page. Wikigender has on average over 50 000 monthly visits and over 40 000 unique monthly visitors since January 2013. For more details, sources of information and to read all contributions to the online discussion, please see the online discussion page on Wikigender: <http://bit.ly/1dnPEk1>

Stay tuned via Wikigender for future discussions! http://wikigender.org/index.php/Online_Discussions

Any questions, suggestions of online discussions? Email us at contact@wikigender.org

Please note that the above views are not OECD views but the views of participants from an open global discussion on Wikigender. Most Wikigender content can be edited or supplemented by anybody with an Internet connection and a desire to do so. In consequence, the OECD assumes no responsibility whatsoever for the content of the site.

PARTNERS



For more information:
www.oecd.org/dev/gender

